

Quick Start Manual

STUDIO PHONE



MIDIPLUS

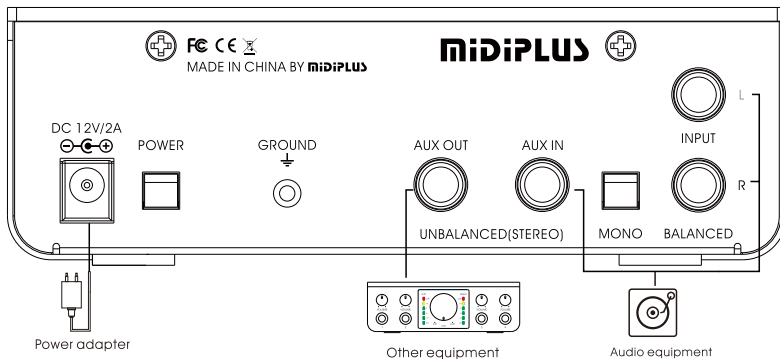
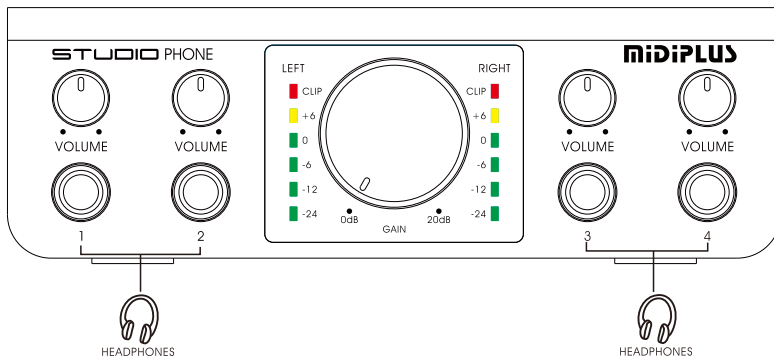
Product Introduction

Thanks for purchasing **MIDIPLUS** STUDIO PHONE . STUDIO PHONE is a high output power, high quality 4-channels headphone amplifier with independent volume control knob for each channel. With 6.35mm balanced input, and 6.35mm unbalanced auxiliary input, for connecting mobile phones and other playback devices. Stereo AUX OUT auxiliary output to any other audio equipment , or link to the other STUDIO PHONE AUX input for a multiple series system. STUDIO PHONE continue stylish appearance of STUDIO series, with refine firm shell, and the volume meter . This manual can help you quickly understand the function and operation of the STUDIO PHONE headphone amplifier, please save it for convenient reference.

Notes

1. Please follow the manual for any operations.
2. Before clean the device, please unplug the connection of the adaptor to make sure cut off the power. Use water, dry cloth for cleaning.
3. Do not put heavy objects onto the power cord.
4. Please unplug all the plugs connect with the device and take to the authorized repair center for repairing if one the following happen:
 - (1) When the power cord or plug damaged or abrasion.
 - (2) When the device was caught in the rain or get wet.
 - (3) The device was dropped and damaged.
 - (4) The device has a significant change in performance.
5. We have no responsibilities for the damaged, data lost or data damaged by improper operation.
6. The illustrations on this manual is only for reference.

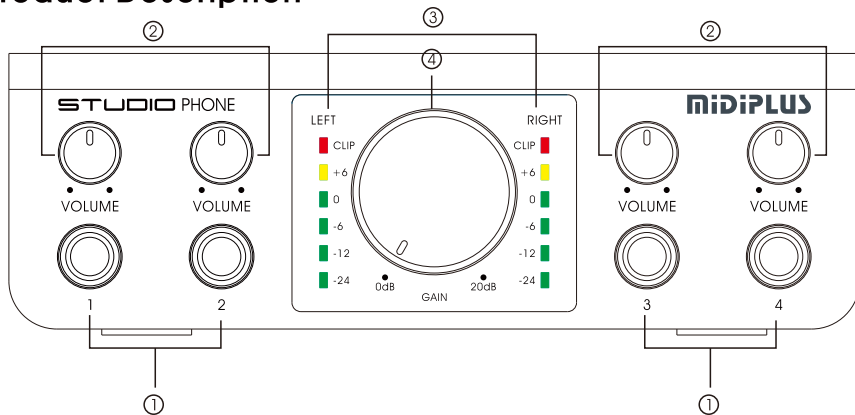
Connection Diagram



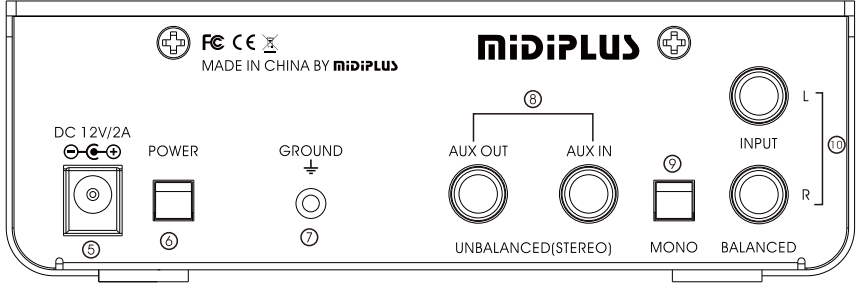
Product Characteristic

- Four independent volume adjustable 6.35mm stereo headphone output.
- Two 6.35mm balanced inputs.
- 0-20dB input gain knob.
- Input LED level meter, real-time display the volume levels.
- 6.35mm stereo auxiliary input and output.
- Auxiliary input and output can make STUDIO PHONE multiple connect in series.
- Mono switch button.

Product Description



1. Headphone jacks : used to connect stereo headphones.
2. Headphone volume knobs : used to adjust the volume of the corresponding headphone outputs.
3. LED level meter : used to display the left and right channel input level.
4. The main volume gain knob: for the main input gain adjustment.



5. Power jack: for connecting 12V DC power adaptor, the inside is positive and the outside is negative electrodes.
6. The power switch.
7. Ground terminal : Used to connect the ground, release static electricity, protect the circuit.
8. Auxiliary input and output: for connecting external audio equipment, user can make STUDIO PHONE connect in series to make chain.
9. Mono switch button: for switching the input source to mono.
10. Line input: 6.35mm balanced line input, used to connect the line input.

Accessories

1. Power supply
2. Fixed bracket
3. Manual
4. Information Card

Product specifications

● Frequency Response: 10Hz- 35kHz
● Noise Ratio: 101.7dB
● Max Input Level : 5.5dB (32Ω) 12.2dB(300Ω) 12.3dB(600Ω)
● THD+N Ratio: 0.006 % @1K 32Ω 0.0008% @1K 300Ω / 600Ω
● Max Output Power: 2 x 227mW @32Ω 2 x 140mW @300Ω 2 x 138mW @600Ω
● Stereo Isolation: 62.3dB(32Ω) 77.145dB(300Ω) 86.429dB(600Ω)
● Input Impedance: 50KΩ
● Adjusting range of the main input gain control knob : 20dB
● Input: Two 6.35mm balanced input , one 6.35mm stereo auxiliary input
● Output: Four 6.35mm stereo headphone outputs, one 6.35mm stereo auxiliary output
● Control: master gain control knob, gain rang 0dB-20dB; stereo/mono selection button; 4 headphone volume control knobs .
● Power Supply: 12V/2A DC
● Net Weight: 572g
● Dimension: 142*119*47mm

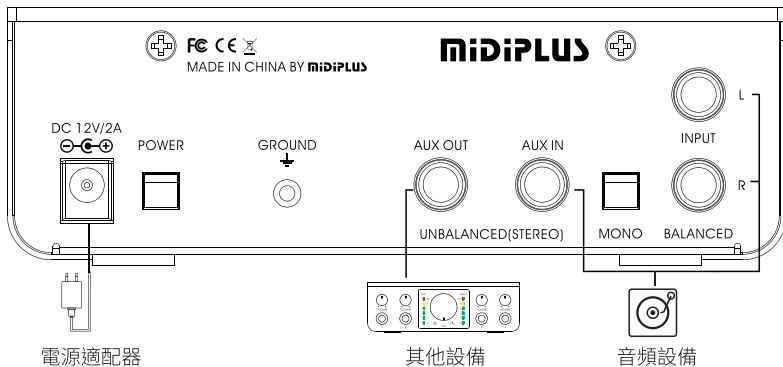
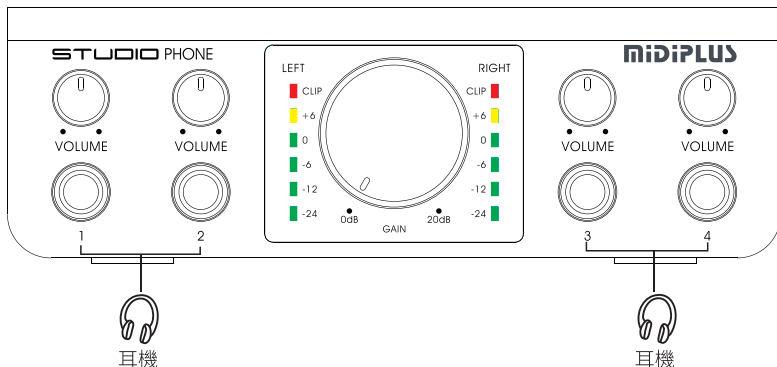
產品介紹

感謝您購買MIDIPLUS STUDIO PHONE，STUDIO PHONE是一款高輸出功率、高品質的四通道耳機放大器，每條通道都有獨立的音量控制旋鈕。具有6.35mm立體聲輸入，和6.35mm輔助輸入，用於連接手機等播放設備。立體聲AUX OUT輔助輸出可以讓多個STUDIO PHONE串聯一起使用。STUDIO PHONE延續 STUDIO 系列的時尚外觀、精細堅固外殼，配有音量電平指示燈。本說明書可以幫助您快速了解 STUDIO PHONE耳機放大器的功能和操作方法，請妥善保存，以便查閱。

注意事項

- 1、按照說明書進行操作。
- 2、在清潔本機前，請拔下電源適配器連接線，確保本機電源切斷。
使用清水、乾布進行清潔。
- 3、切勿將重物壓在電源線上。
- 4、發生下列情況時，請拔出連接在本機的所有插頭，並帶到已授權的維修中心維修：
 - (1)當電源線或插頭損壞或磨損
 - (2)本機已遭受雨淋或水洗
 - (3)本機掉落或機身損壞
 - (4)本機在性能上發生明顯的變化
- 5、本公司對產品操作不當或故障造成的損壞，或者數據丟失、損害不承擔責任。
- 6、本說明書上的插圖僅供參考指導。

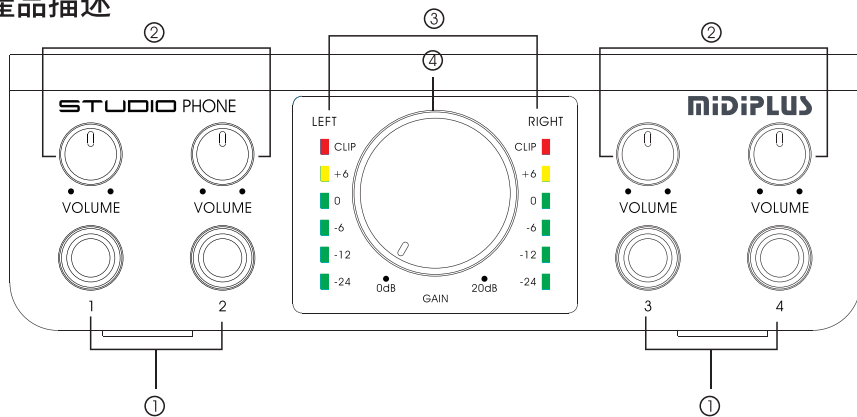
連接示意圖



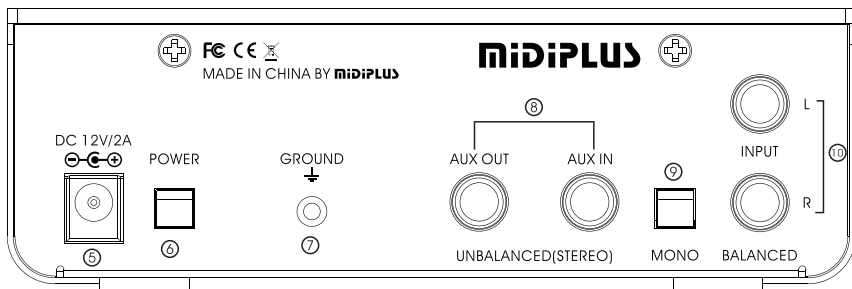
產品特性

- 四路獨立音量調節的6.35mm立體聲耳機輸出
- 6.35mm平衡輸入
- 0-20dB輸入增益調節旋鈕
- 輸入LED電平指示燈，實時顯示左右聲道輸入電平
- 6.35mm立體聲輔助輸入、輸出
- 輔助輸入、輸出可以讓STUDIO PHONE前後串聯在一起
- 單聲道切換按鈕

產品描述



- 1、耳機接口：用於連接立體聲耳機
- 2、耳機音量旋鈕：用於單獨調節對應耳機輸出的音量
- 3、LED電平指示燈：用於顯示左右聲道輸入電平
- 4、主增益旋鈕：用於主輸入增益調節



- 5、電源插口：用於連接12V DC 電源適配器，內正外負
- 6、電源開關
- 7、地線接口：用於連接地面，釋放靜電，保護電路。
- 8、輔助輸入輸出：用於連接外部音頻設備，讓STUDIO PHONE前後串聯在一起
- 9、單聲道切換按鈕：用於切換到單聲道
- 10、線路輸入：6.35mm線路輸入，用於連接線路輸入

配件

- 1、電源適配器
- 2、固定架
- 3、說明書
- 4、信息卡

產品規格

頻率響應：10Hz-35kHz
信噪比：101.7dB
最大輸入電平：5.5dB (32Ω) 12.2dB(300Ω) 12.3dB(600Ω)
失真度：0.006 % @1K 32Ω 0.0008% @ 1K 300Ω / 600Ω
最大輸出功率：2x227mW @32Ω 2x140mW @300Ω 2x138mW @600Ω
立體聲分離度：62.3dB (32Ω) 77.145dB (300Ω) 86.429dB (600Ω)
輸入阻抗：50KΩ
主輸入增益控制旋鈕調節範圍：20dB
輸入接口：2路6.35mm平衡輸入，1路6.35mm立體聲輔助輸入
輸出接口：4路6.35mm立體聲耳機輸出，1路6.35mm立體聲輔助輸出
控制器：1個主輸入增益控制旋鈕，1個單聲道轉換按鈕，4個耳機音量控制旋鈕
電源：12V/2A DC
產品淨重：572g
產品尺寸：142*119*47mm

www.midiplus.com