

Quick start manual

MIDIPLUS

EZ8

Congratulations for purchasing a MIDIPLUS EZ8 MIDI keyboard. MIDIPLUS EZ8 can be used by connecting your computer through only a USB cable, plug and play without installing any driver. Before using, please read this manual carefully so that you can quickly understand MIDIPLUS EZ8.

Accessories

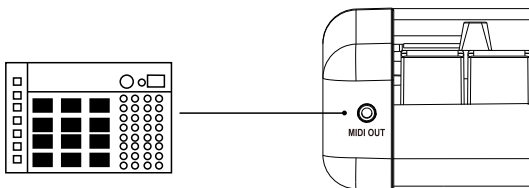
There are the following items in your package:

1. EZ8 MIDI keyboard
2. User Manual
3. Standard USB cable
4. MIDIPLUS information card

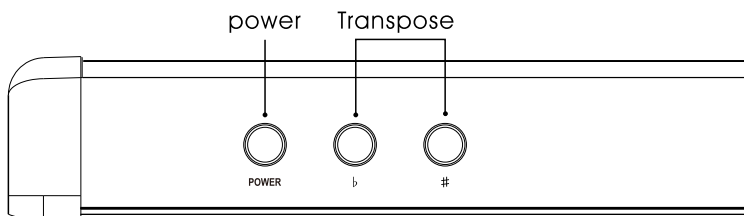
The features of EZ8 keyboard are as following:

1. 88 key full-size keyboard with force sensing
2. Transpose buttons (up and down) Extension pedal interface
3. Expression pedal interface
4. USB interface
5. MINI MIDI interface

Front Panel

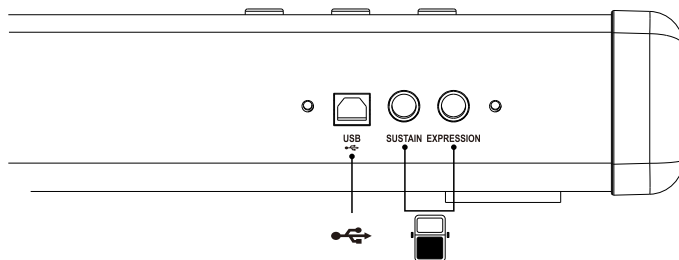


Top Panel



MIDIPLUS

Back Panel



Software Installation

Ez8 doesn't need any drivers for connecting to computer to use, just need the built-in USB audio driver.

After you connect EZ8 to your computer for the first time, the computer will automatically install the general USB driver. And the system will tell you that "new hardware" is ready for operation after installation finished.

POWER

Use USB cable to connect your computer to EZ8, then EZ8 will be powered by USB, it doesn't need external power adaption.

Basic MIDI Control

Because EZ8 doesn't have built-in audio interface, playing keyboard will only send out MIDI data, including MIDI message. The virtual instrument can transform these data into a sound track of your DAW software, and produce new sound from the message received by EZ8. More details to use the virtual instrument, please check your DAW file.

快速入門手冊

MIDIPLUS

EZ8

祝賀您購買了MIDIPLUS EZ8 MIDI 鍵盤。 MIDIPLUS EZ8 只需通過USB線連接您的電腦，即可使用，即插即用，無需安裝任何驅動。使用前，請仔細閱讀本手冊，便於您快速了解MIDIPLUS EZ8 。

配件

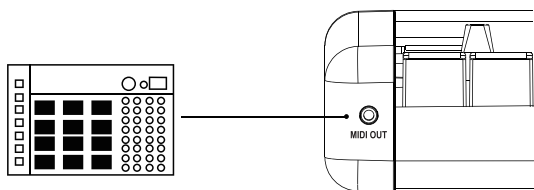
您的包裝裡面應該要有下面幾項物品：

1. EZ8 MIDI 鍵盤
2. 用戶手冊
3. 標準USB線
4. MIDIPLUS 信息卡

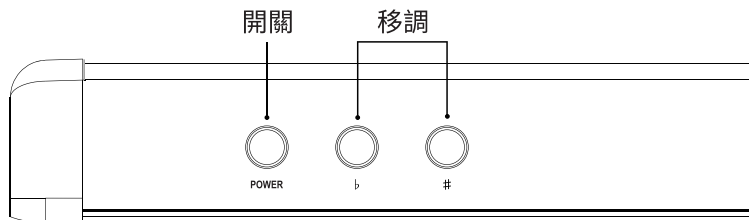
EZ8鍵盤的特性如下：

1. 88鍵力度感應全尺寸鍵盤
2. 移調按鍵(上、下)
3. 延音踏板接口
4. 表情踏板接口
5. USB接口
6. MINI MIDI 接口

前面板

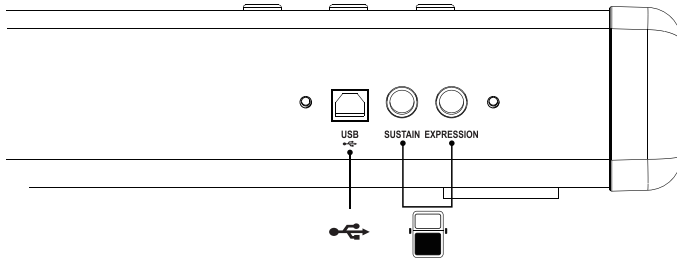


正面板



MIDIPLUS

後面板



軟體安裝

EZ8不需要任何驅動程序就可以連接到電腦進行使用，只需要系統內置的USB音頻驅動。

當您第一次將EZ8連接到您的電腦的時候，電腦會自動安裝通用的USB驅動。安裝程序完成後，系統會告知您“新的硬件”已經可以使用。

供電

用USB線把EZ8和您的電腦連接起來，此時EZ8通過電腦USB進行電源供電，無需任何外部電源適配。

基本MIDI控制

因為EZ8並不包含有內置聲卡，彈奏鍵盤時只會發送MIDI數據，包括MIDI訊息。虛擬樂器能夠將這些數據轉換成你的DAW件裡面的一條音軌，並從EZ8接收到的信息上製作出新的聲音。更多使用虛擬樂器的細節，請參閱您的DAW文檔。